

Create A Landmark With Exciting People Places





HOW TO
CHANGE A
BORING
PEOPLE
SPACE

...INTO AN
EXCITING
PEOPLE
SPACE.

It's a known fact that dull uninteresting spaces have a negative effect on the people who shop or even work in them. **Banners add excitement and profitability**

Colorful, cheerful architectural banners can literally improve attitudes and productivity of workers and have a positive effect with shoppers on your property. And what's more important is the effect on profitability. Sales in malls can actually increase after banners are installed.

Not only do banners add beauty and life to a space, but they can provide information and help direct traffic to a targeted area.

We can help you bring your property, your people and your customers to life with architectural banners manufactured by BannerScapes.

| | | |
|---------------|-------------------|---------------------|
| Atriums | Retail Stores | Avenues |
| Conventions | Theaters | Community Events |
| Food Courts | Sports Facilities | Parks |
| Hotel Lobbies | Markets | Outdoor Restaurants |
| Museums | Shopping Malls | Trade Shows |
| Food Courts | Plazas | Corporate Centers |

Photo credits)

Top - Northwest Arkansas Mall, Architect: Alamo Architects
Owner: Rouse Management, Food Court area Banners. Custom applied nylon banners.

Second
Museum of Fine Arts, Houston. Nylon applied with 3M Scotch-print insert.

Third
Innova-Design Center, Houston, Texas
Architects: Cambridge Seven Assoc., 8 - 50 ft x 5 ft custom applied banners with custom brackets and rigging.

Fourth
TRI County Mall, Cincinnati, Ohio Designer: B.H.B. Nylon applied banners, stained glass, in food court.



INDEX

| | |
|--|----|
| Signage Banners..... | 5 |
| Ceiling Banners..... | 6 |
| Full Color Digital Banners..... | 7 |
| Miscellaneous Banners..... | 8 |
| Mobiles..... | 9 |
| Digital Printing..... | 10 |
| Digital Printing..... | 11 |
| Banner Construction-Nylon..... | 12 |
| Banner Construction - Canvas..... | 13 |
| Banner Construction Mesh Field w/ Appliqued Graphics..... | 14 |
| Ceiling Banner Hanging Hardware..... | 15 |
| Finishing Details..... | 16 |
| Ceiling Anchors..... | 17 |
| Light Pole Banner/Brackets..... | 18 |
| Typical Wall Mounted Banner Details..... | 20 |
| How to Send Files to Us..... | 22 |
| Nylon/Canvas Color Chart..... | 23 |

Website: www.bannerscapes.com
e-mail: bannerinfo@bannerscapes.com
fax: 713-661-7022
800.344.3524 ■ 713.661.9222
7106 Mapleridge, Houston, TX 77081



Children's Museum, Houston, Texas, 7' x 20' Vinyl Banner in Steel Frame.



Contemporary Arts Museum, Houston, Texas,
3 Digital vinyl banners in steel frames.



Childrens Assessment Center, Houston, Texas,
Digital Airbrush vinyl banners on aluminum frames.



Photo credits

Left- The Park Shops, Houston, Texas, Arcitect: Brand Architects
Owner: Houston Center, 28 ft x 12 ft nylon applied banners
Below -Houston Zoo, Houston, Texas, Owner: COH/Houston
Zoological Society, Designer: Steve Harding Design, Custom
applied canvas panels sewn to mesh field attached to custom
banner poles.



Above- Cynthia Woods Mitchell Pavillion, Houston, Texas, Owner: GMP Inc., Designer: Judson Design, Silkscreened Canvas Banners on Custom Banner Arms.

Right - Highland Village Shopping Center, Houston, Texas, Managed by: Weingarten Realty Management Co., Designer Butler & Associates. Custom applied light pole banners. Nylon on mesh.



Above- Root Square, Houston, Texas, Architect: Vernon Henry and Associates Owner: The Park People, Inc. Custom applied nylon banners on custom banner poles.



Coastal Bank
Printed Canvas on foam board



Alley Theatre
30' x 10', Nylon applique



First City Bank
15' x 3', Nylon applique



Norton Ditto
10' x 10', Nylon applique on frame



Bank Lobby
Printed Canvas



United Way
30' x 20', Nylon applique on mesh



Sawgrass Mall - Video Court
Nylon applique



Republic Bank
40' x 10', Nylon applique

Signage Banners





Springfield Mall
Springfield, Pennsylvania



Exchange Mall
Dallas, Texas



Springfield Mall
Springfield, Pennsylvania



Vivian School, Vivian, Louisiana



Vivian School, Vivian, Louisiana



Northwest Arkansas Mall
Fayetteville, Arkansas



St. Vincent Mall
Shreveport, Louisiana



Northwest Arkansas Mall
Fayetteville, Arkansas

Ceiling
Banners






Museum of Fine Arts, Houston, Texas
30'x14' 3M Scotchprint panel on nylon applique



Museum of Fine Arts, Houston, Texas
30'x14' 3M Scotchprint panel on nylon applique



Museum of Fine Arts, Houston, Texas
40'x14' 3M Scotchprint panel on nylon applique



NASA
30"x 8' 3M Scotchprint
panel on vinyl banner



NASA
30"x 8' 3M Scotchprint
panel on vinyl banner

Full Color Digital Banners





Waikiki Mall, Hawaii
Applied Nylon on Sheer 32 - 5'x 40' panels



Methodist Hospital, Houston, TX
Jobsite Entrance Arch, Applied Nylon on Steel Frame



Sam Houston Race Park, Houston, TX
Exterior Balcony Banners on Bannerpoles



Houston Zoo
Food Court
Applied Nylon on Mesh



Light Pole Banners
Houston, Texas
Silkscreened canvas



Saw Grass Mall
Printed Canvas

Miscellaneous Banners





New Bay Elementary
Clear Creek ISD



2929 Briarpark
Houston, Texas



Birmingham Cultural District
Silkscreened rotating Triangular
Aluminum Rotars in 40 ft. towers



Halbouty Building
Houston, Texas




North Point Elementary
Clear Creek ISD

Mobiles



Full Color Digital Banners

With the advancements in digital solvent, acid dye, sublimation and dispersion dye printing, we now have 100's of options and variations to offer in full color digitally printed banners. Each job is a little different and we offer a broad range of solutions that are best for your job. We can manufacture the standard vinyl banner or a hybrid using a mixture of materials to best solve your needs. We offer all kinds of options and take pride in the extensive range of finishing options. All of our stitching is lock stitched with double needles and all of our grommets are spur type. We make some of the strongest banners available and extra reinforcements, webbing, gussets and large X strong grommets and D-Rings are standard for us.



The Health Museum
Aluminum plate ground sign and vinylwall
banners stretched on aluminum frames

Museum of Fine Arts, Houston



The Houston Zoo
Entrance Banner Poles with vinyl banners

School Banners
Silkscreened Nylon Seals applied to
nylon fields

Full Color Digital Banners





Kemah Boardwalk
Digital Printed matte
vinyl banners



light pole
vinyl banners



light pole
vinyl banners



Woodlands Banners
Digital Printed matte vinyl



Sephora
silkscreened canvas



Uptown Park,
Houston
lightpole
vinyl banners



Event Banners
Digital Printed matte vinyl



Blueprint Ball
Stretched spandex gala backdrop banners

Also Available:
Wallpaper
Window Film
Solid Vinyl
Mesh Vinyl

Fabrics:
Nylon
Spandex
Canvas
Painters Canvas
Poly Dacron

Full Color Digital Banners



Houston Opera
digitally printed
sublimated
poplin interior
banners

Nylon

200 denier, 3.2 oz. (min. 60 colors to select from)

Printed

Requires screens and Setup Charges

Single Sided - Positive front, Back blank

Back blank with ink bleed through from front. Solid liner can be added to cover ink bleed-through and add strength.

Single Construction - Positive front, reverse backside

Light color ink on dark background advisable if only front side is visible. (same as single sided)

Dark color ink on light background nylon will read positive front side and reverse on back side.

Double Construction - Positive front and back

2 fields sewn back to back.

Light color on dark background must be double construction.

Dark color on light background requires an opaque liner.

Double Construction - Seals Only

Only portion of flag or banner with graphics is sewn back to back to read positive both sides.

Applique

(Hand Sewn Lettering and Graphics)

Single Sided - Positive front with no back design, Solid color on back with stitching showing
Solid liner can be added to cover stitching and add strength.

Single Construction Positive front, reverse back

Background colors trimmed away to form a stained glass window effect. Not recommended for exterior use.

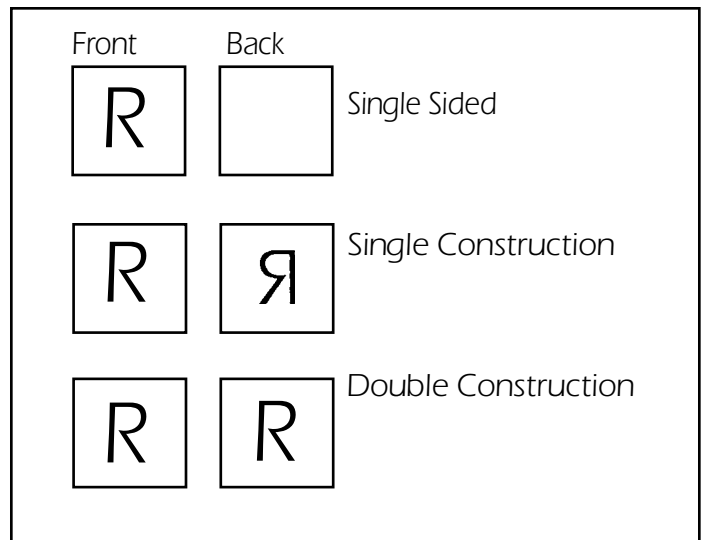
Fabric layered on both sides of field to create design
Recommended for exterior use.

Double Construction - Positive front and back

Light colored background requires liner.

Double Construction - Seals Only.

Only portion of flag or banner with graphics is sewn back to back.



Banner Construction

Canvas

10 Oz., 5 year type acrylic canvas

- Sunbrella
- Ultrafab
- Other

Printed

Requires screens and Setup Charges

Single Sided - Positive front, Back blank

Back blank with graphics only on front.
Solid liner can be added to cover ink bleed-through and add strength.

Double Sided - Positive front, reverse backside

Dark color ink on light background will require printing backside in reverse using an additional set of reverse screens.

Double Sided - Positive front and back

Light color ink on dark background works best if printing on both sides of same piece of fabric.

Double Construction - Positive front and back

2 fields sewn back to back.

Dark ink on light background requires an opaque liner.

Works best with light ink on dark background.

Double Construction - Seals Only

Only printed portion of flag or banner with graphics is sewn back to back.

Banner Construction

Applique (Sewn Graphics)

Single Sided - same as printed

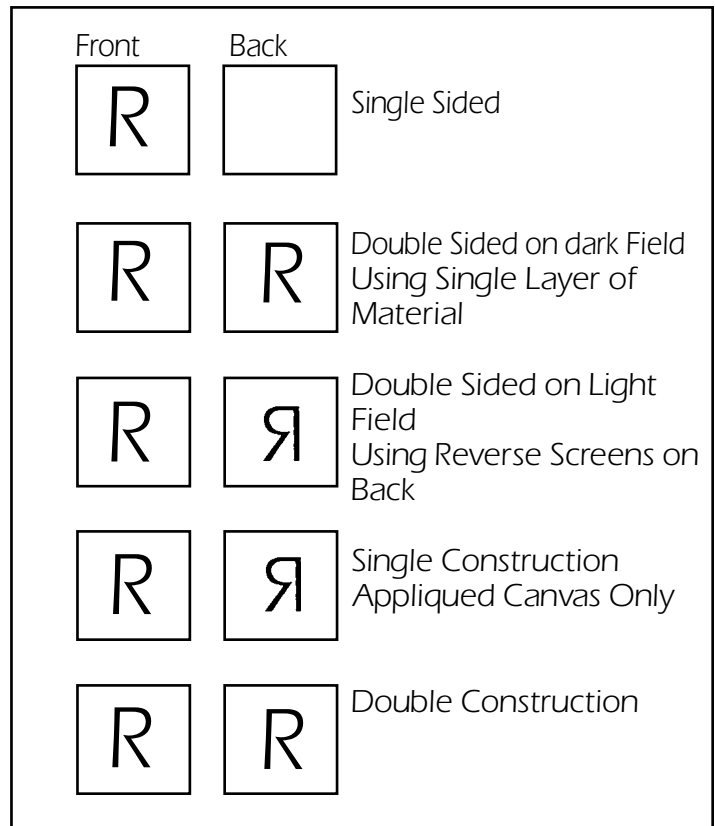
Single Construction Positive front, reverse back

Fabric layered on both sides of field to create design
Fabric applied to field and then field is trimmed out on backside

Double Construction - Positive front and back/
2 fields sewn back to back.

Double Construction - Seals Only.

Only portion of flag or banner with graphics is sewn back to back.



Mesh Field with Appliqued Graphics

Field

Robil Mesh - 4 oz. polyester mesh with 16 solid color selection.

Robil V. Mesh - 8 oz. coated polyester mesh with 24 solid color selection.

Graphics

Robil Nylon -

Canvas - Sunbrella or Ultrafab

These banners are inherently wind vented, stronger than canvas or nylon, have no screen charges, last longer and store easier.

Applique (Sewn Graphics)

Single Construction Positive front, reverse back

Single Sided - same as printed

Double Construction - is not an option

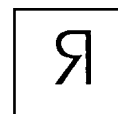
Double Seal

Front

Back



Single Sided

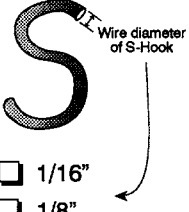
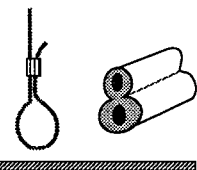
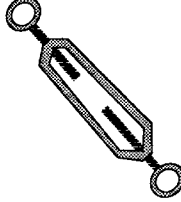
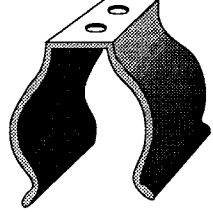
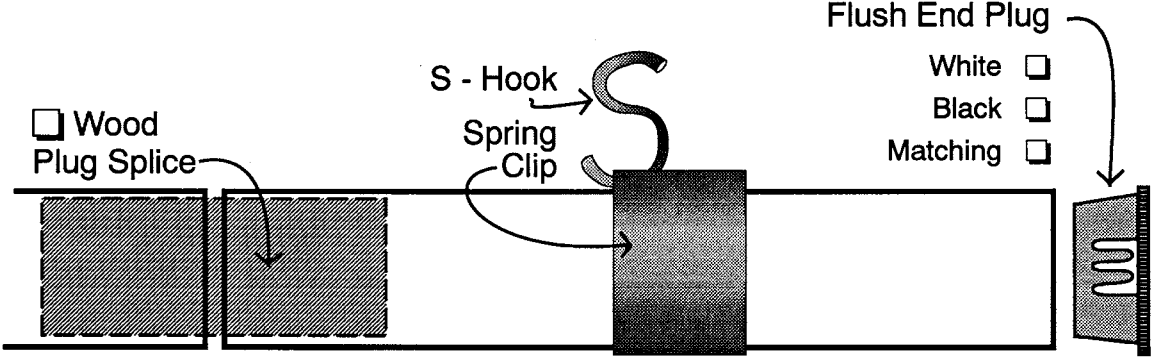


Single Construction



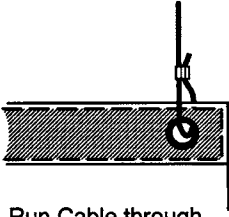
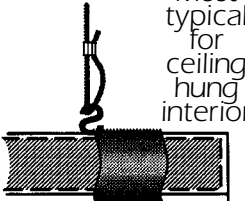

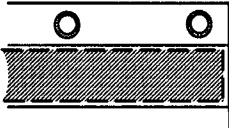
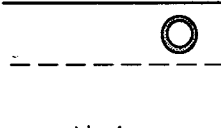
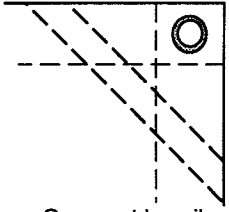
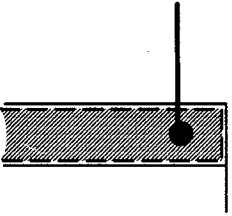
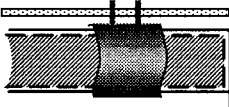
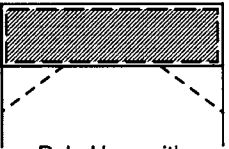
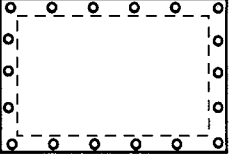


Double Seal


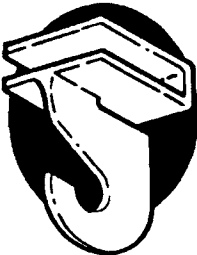


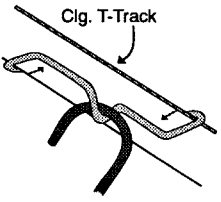
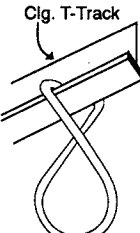
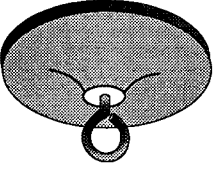
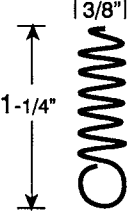
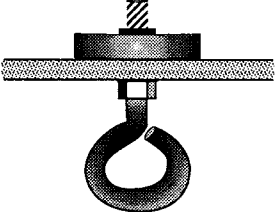


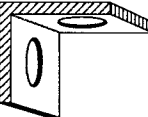
Banner Construction

| | | | |
|--|--|---|--|
|  <p> <input type="checkbox"/> 1/16" <input type="checkbox"/> 1/8" <input type="checkbox"/> 5/32" "S" - Hooks </p> |  <p> <input type="checkbox"/> 1/16" Stainless Steel Aircraft Cable with Aluminum Press - 480 lb Load <input type="checkbox"/> #2 Steel Picture wire (No Crimp) 50 lb. Load wire </p> |  <p> <input type="checkbox"/> 1/8" Steel <input type="checkbox"/> 1/4" Steel Turnbuckle </p> | <p>For 1" Poles Only</p>  <p> <input type="checkbox"/> Paint to Match Fabric <input type="checkbox"/> Electroplated Steel Spring Clip </p> |
|  <p> <input type="checkbox"/> Wood Plug Splice S - Hook Spring Clip Flush End Plug White <input type="checkbox"/> Black <input type="checkbox"/> Matching <input type="checkbox"/> </p> | | | |
| <p>Top Poles</p> <p> 1" O.D. Aluminum Tubes 1" O.D. Brass Tube 1" O.D. Stainless Steel Tube 1" O.D. Wood Dowel Unfinished Pine 5/8" O.D. Wood Dowel Unfinished Pine 1" x 1/8" Aluminum Flat Bar 1 3/8" O.D. Aluminum Tube Other </p> | <p>Bottom Poles</p> <p> Fiberglass Batten 1/4", 5/16", 3/8" 5/8" x 1/8" Aluminum Flat Bar 1" x 1/8" Steel Rod (painted) 1/4" Nylon Batten 2" x 1/8" Same as Top Pole </p> | | |

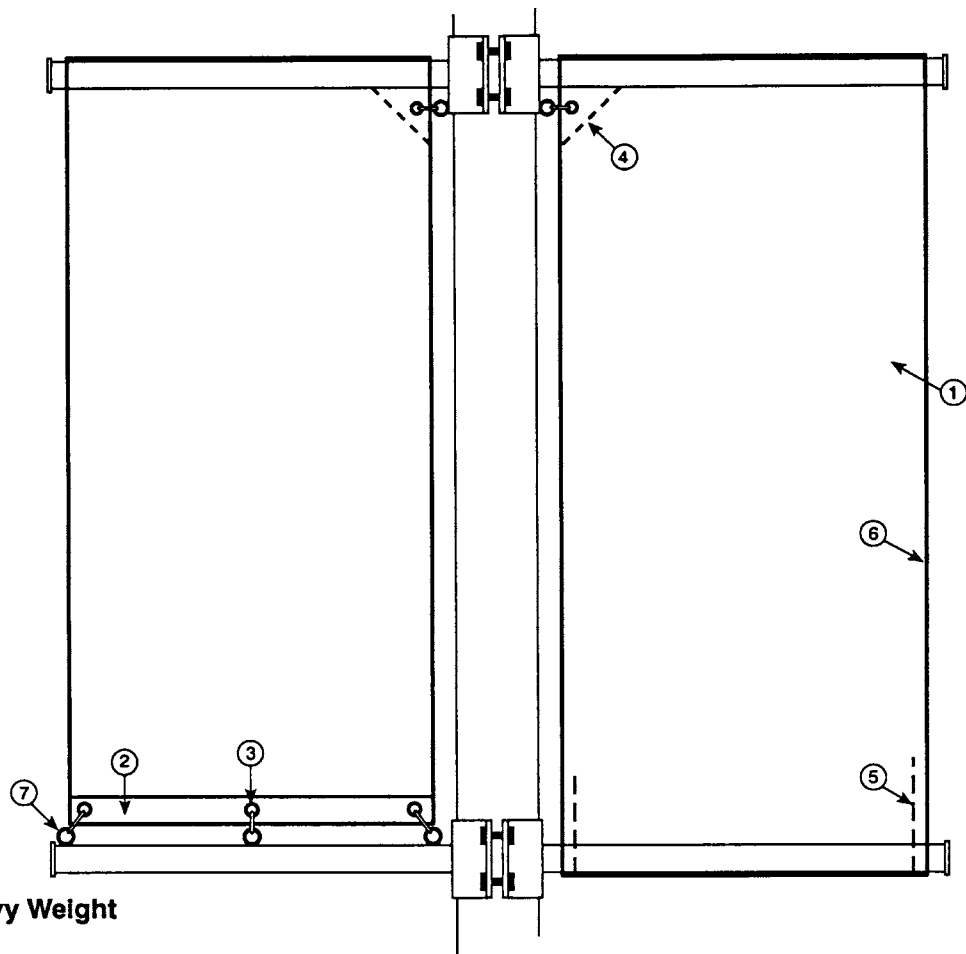
Ceiling Banner Hanging Hardware

| | | | |
|--|---|--|--|
|  <p>Eyescrew into Wood Dowel</p> <p>A</p> |  <p>Eyebolt & Nut through Tube</p> <p>B</p> |  <p>Run Cable through Tube, Dowel or Batten then crimp wire</p> <p>C</p> |  <p>Spring Clip w/S-Hook over Banner & Pole then crimp wire</p> <p>Most typical for ceiling hung interior</p> <p>D</p> |
|  <p>Velcro to an existing Shape or Surface</p> <p>E</p> |  <p>Grommet in Header above Pole Hem</p> <p>F</p> |  <p>Grommet in 4 corners of Banner reinforced with Concealed Webbing</p> <p>G</p> |  <p>Corner Grommet heavily reinforced with Concealed Webbing & Canvas Gussets</p> <p>H</p> |
|  <p>Cable crimped inside Tube for minimal appearance of Connection</p> <p>I</p> |  <p>Spring Clip Surface Mounted to ceiling</p> <p>J</p> |  <p>Pole Hem with Corner Gussets</p> <p>K</p> |  <p>Concealed Webbing and Grommets on all four sides grommet spacing _____</p> <p>L</p> |

Finishing Details

| | | | |
|--|---|---|--|
|  <p>DH-1 T-Track Clip</p> <p><input type="checkbox"/> A <input type="checkbox"/> Black <input type="checkbox"/> White</p> |  <p>DH-2 T-Track Clip (for against wall)</p> <p><input type="checkbox"/> B <input type="checkbox"/> Black <input type="checkbox"/> White</p> |  <p>DH-3 T-Track Clip</p> <p><input type="checkbox"/> C <input type="checkbox"/> Black <input type="checkbox"/> White</p> |  <p>DH-5 T-Track Clip</p> <p><input type="checkbox"/> D <input type="checkbox"/> Black <input type="checkbox"/> White</p> |
|  <p>Spider Anchor</p> <p><input type="checkbox"/> E</p> |  <p>Pinch Clip</p> <p><input type="checkbox"/> F</p> |  <p>Self-Adhesive Discs</p> <p><input type="checkbox"/> G</p> |  <p>Coil Anchor for concealed spline acoustical tile</p> <p><input type="checkbox"/> H</p> |
|  <p>Eyebolt with Toggler</p> <p><input type="checkbox"/> I</p> |  <p>Beam Clamp</p> <p><input type="checkbox"/> J</p> |  <p>C - Clamp</p> <p><input type="checkbox"/> K</p> |  <p>Angle Clip (screw or anchor to ceiling)</p> <p><input type="checkbox"/> L</p> |

Ceiling Anchors



Extra Heavy Weight

- 1 Banner
- 2 Banner bottom reinforced with 2" wide webbing covered with banner material.
- 3 #4 Brass Spur Grommets
- 4 #2 Brass Spur Grommet for Banner top tie off. Grommet to be in reinforced area.
- 5 1" wide webbing covered with Banner material to reinforce edges of Banner (optional)
- 6 Edge Condition:
 - Standard Wt. — hot knifed edge
 - Heavy Wt. — Folded hem with double lock stitched thread to match banner field color.
 - Extra Heavy Wt. — see (5) above
- 7 Robil Breakaway System (Optional)

Costs Vary on—

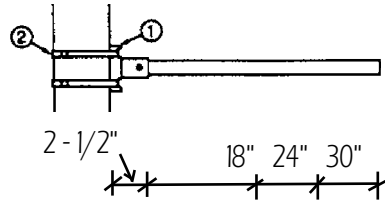
Quantity
 Number of pole cross sections
 Method of shipment
 Stock or Custom Colors



Light Pole Banners & Brackets - Construction Options

Light Weight Stock Brackets

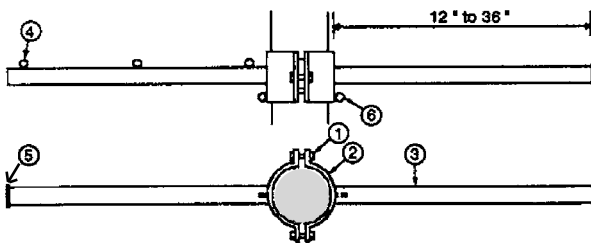
- 1-** Cast aluminum pole brackets with 2 - 39" hose clamps
- 2-** 3/4" fiberglass solid rod arm with clevis pin for removing rod arm. Recommended for banners smaller than 14 square feet.



Single Banner Light Pole Attachment Bracket

Holds 1 banner per pole. Arms at top and bottom.

Heavy Weight Custom Brackets

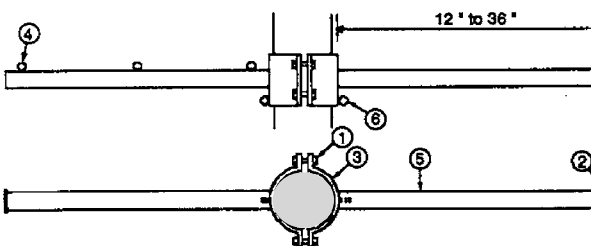


- 1-** (2) 5/16" galvanized bolts and nuts per clamp.
- 2-** 1/8" steel plate x 3" formed to match shape and size of pole.
- 3-** 1- 15/16" outside diameter, Sch. 40 steel pipe.

Bracket finish:

- option 1** - galvanized
 - option 2** - Sandblasted, then powder coated std color
 - 4-** Optional Banner tie-off ring.
 - 5-** 1/8" steel plate full welded to pipe end.
- Open end also available. Call for pricing.

Extra Heavy Weight Custom Brackets



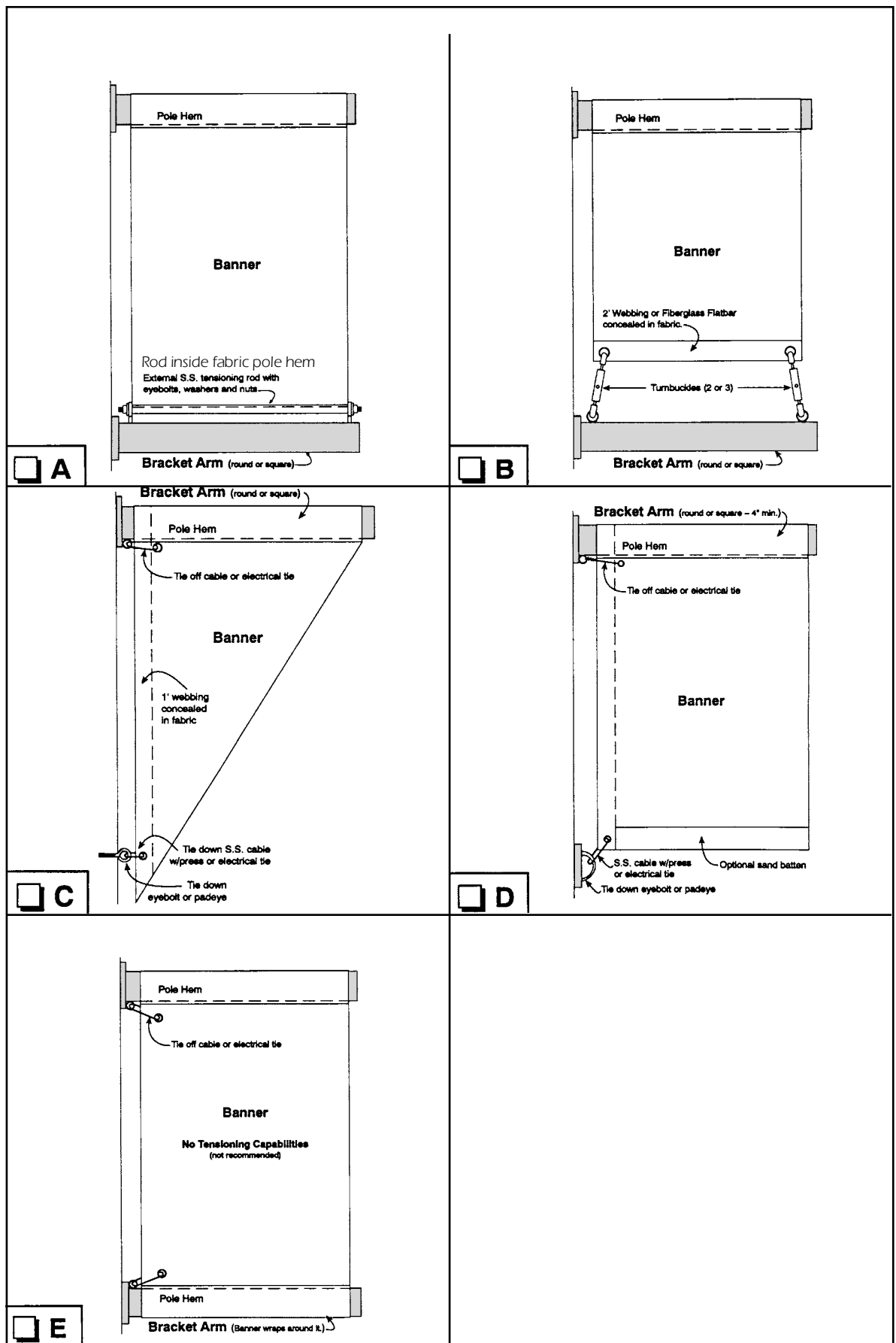
- 1-** (4) 5/16" galvanized steel bolts and nuts per clamp.
- 2-** open end or 1/8" steel plate full welded to pipe end.
- 3-** 3/16" x 4" steel plate formed to match shape and size of pole.
- 4-** Optional breakaway tie down rings.
- 5-** 1- 15/16" outside diameter, Sch. 40 steel pipe welded to formed bracket.
- 6-** Banner top tie off ring.

Bracket finish:

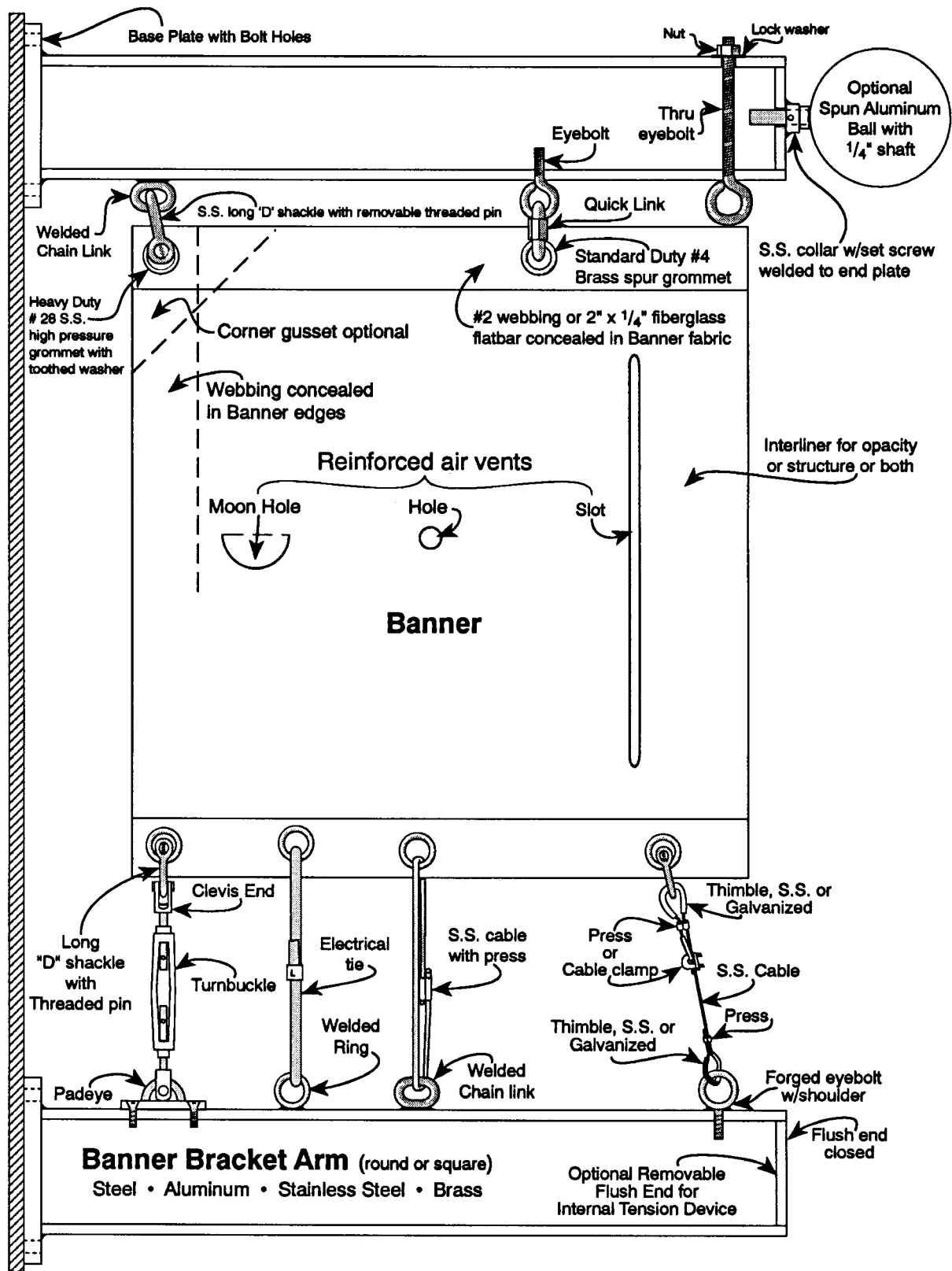
- option 1** - galvanized
- option 2** - Sandblasted, then powder coated std. color

Other custom bracket systems are available
- call for pricing. Have an idea for your own
banner - Call for a custom design.

Light Pole Banner Brackets



Typical Wall Mounted Banner Details



Typical Wall Mounted Banner Details and Options

Instructions to Upload A File & File Specs

Photos need to be scanned at 300 dpi and saved to full size. For very large images you can save at 72 dpi and save to full size.

First choice would be to save as an:

- 1- Acrobat PDF
- 2- Adobe Illustrator EPS with fonts outlined
- 3- Adobe Illustrator TIFF
- 4- JPG or JPEG (this must be a large file so resolution and sharpness is retained)

We suggest saving scanned images to 75 sq. ft. or less projects at 300 dpi, 75-150 sq. ft. projects at 150 dpi and over 150 sq. ft. projects at 72 dpi

If layout has fonts then save to outline to avoid the need to have you send any printer or screen font files.













































































NOTE: We do not work with Corel, Quark or Adobe In Design file formats. MS Word files can be converted sometimes - but is not recommended for large format printing.

All non photographic files with lettering need to be saved to Illustrator EPS outline to avoid the need of printer and screen font files.

Non-vectorized files should be about 1/2 + 2Mb per sq. ft. of banner. Contact us for larger upload files.

How to Send A File to Us

Nylon

| | | | | | | | | | |
|--|---|---|---|---|---|--|---|---|---|
| | | | |  |  |  |  |  |  |
| | | | | Optic White† White | Scarab Green • 369 | Mint Green † 361 | Bright Green •† 354 | Irish Green † 348 | Emerald † 349 |
|  |  |  |  |  |  |  |  |  |  |
| Dartmouth Green † 350 | Olive • 378 | Seafoam •† 332 | Aqua •† 338 | Spring Green •†* 339 | Parrot Blue •† 321 | Turquoise •† 315 | D.A.R. Blue • 308 | Teal •† 303 | Blueflower •† 290 |
|  |  |  |  |  |  |  |  |  |  |
| Bluebird •† 292 | Process Blue •† Process Blue | Bright Blue •†* Process Cyan | Bell Blue 307 | U.N. Blue † 279 | French Blue † 285 | Royal † 286 | Deep Blue •† Blue 072 | Peacock • 294 | Purple 273 |
|  |  |  |  |  |  |  |  |  |  |
| Legion Blue 281 | O.G. Blue † 282 | Lilac • 265 | Lavender •† 258 | Pansy † 526 | Mauve •† 257 | Crocus •† 211 | Orchid •† 240 | Dahlia •† 254 | Wineberry •† 249 |
|  |  |  |  |  |  |  |  |  |  |
| Crimson • 214 | Magenta •† 226 | Bright Pink •† Rhodamine Red | Fuchsia •† 240 | Violet •† 246 | Bone •† 406 | Flesh •† 475 | Peach •† 162 | Buff † 142 | Gold •† 131 |
|  |  |  |  |  |  |  |  |  |  |
| Amber • 723 | Tan • 722 | Rust • 167 | Gold Brown • 471 | Sandalwood • 168 | Spice Brown † 1817 | Lime •† 389 | FM Yellow † 108 | Daffodil † Yellow | Spanish Yellow † 137 |
|  |  |  |  |  |  |  |  |  |  |
| Mustard •† 138 | Golden Poppy •† 151 | Intl. Orange • 165 | Burnt Orange •† 166 | Orange † 172 | Flame •† 180 | Warm Red •† Warm Red | Bright Red •† Red 032 | Canada Red † 199 | O.G. Red † 201 |
|  |  |  |  |  |  |  |  |  |  |
| Salmon •† 178 | Brick Red • 202 | Ruby •† 222 | Maroon 229 | Black † Black | Silver † 427 | Nickle • 423 | Charcoal † 431 | Foil Gold Metallic Gold | Foil Silver Metallic Silver |

Canvas

| | | | | | | | | | |
|--|---|---|---|---|---|--|---|---|---|
| | | | | |  |  |  |  |  |
| | | | | | Celestial White | Ivory 719 | Sundew 123 | Peach 1625 | Cantaloupe 179 |
|  |  |  |  |  |  |  |  |  |  |
| Rose 695 | Azalea 215 | Princess 204 | Mars 200 | Cranberry 483 | Passion 5135 | Concord 5275 | Indigo 303 | Lagoon 302 | Cornflower 3295 |
|  |  |  |  |  |  |  |  |  |  |
| Pine Needle 342 | Chamomile 356 | Teal 3155 | Mint 3385 | Champagne 451 | Terra Cotta 484 | Fawn 4645 | Whip-O-Will 4625 | Mouse Cool Gray 8 | Licorice Black |

Colors



• Surcharge
† Available Flame Retardant
*For Indoor Use Only



Shopping Mall Interior before remodeling

Bannerscapes is a full service company dedicated to the Design, Manufacture and Installation of Fine Architectural Banners. Our commitment is to help you bring your property, your people and your customers to life.

Full In-House Service

Complete Planning, Design, Production and Technical Services all under one roof. All facets of our work can be handled by in-house personnel. We have Designers, Artists, an Architect and an Engineer on staff. Also at our disposal are commissioned Banner and Graphic Specialist. We will gladly work with your Graphic and Design personnel, help write specifications and supervise or instruct on the installation should you prefer to have us supply finished product only.

Fabric and Colors

Numerous fabrics are available. The most popular fabric is a 3 oz. nylon which has a wonderful array of 45 colors. We are constantly adding new colors to our palette and can provide custom colors for large orders. Bannerscapes also has a full range of colors in both polyesters and acrylics. Each project has different needs and variables that come in to play. We can offer a selection that will best suit your needs.



Division of Associated Builders Specialties, Inc. and
Kronberg's Flags and Flagpoles
7106 Mapleridge • Houston, Texas 77081

1-800-344-3524 • 713-661-9222 • fax 713-661-7022
Website: www.bannerscapes.com
e-mail: bannerinfo@bannerscapes.com

catalog 2011



Shopping Mall Interior with Bannerscapes.

Fire Retardant

Most fabrics have flame resistant treatment available while many fabrics are inherently flame resistant.

Fabrication

Each job is fabricated by our own seamstresses in our Houston facility. Close scrutiny is kept to offer you the best quality possible.

Hardware is available in steel, brass, fiberglass, stainless steel and aluminum. Attachments are designed for safety, appearance and strength.

Cover photo credits
Front St. Vincent Mall
Shreveport, LA
Architect: Ray B. Bailey Arch., Inc.
Owner: Rouse Management

350 solid color nylon banners